

- THE - SHELL GROTTO MARGATE

This guide will help you find your way around the Shell Grotto.
There are photos of all the things you will find as you explore.
There are also photos of what you can do here.

This is the Shell Grotto building from the outside. We are on a hill. There are two sloped steps into the porch. You walk into the porch and push open the door.



This is the shop.

You walk through here to get into the underground Grotto.



As you walk in the toilet is on your right. There's just one and it's unisex.

There are benches under the windows where you can sit, and we might ask you to leave bags or luggage here if they are large.

We don't have any café facilities on site.




This is the desk where you will be greeted by a friendly member of staff to check in your pre-booking, if you have one. All we need is your name to find your booking. If you haven't pre-booked this member of the team will be able to tell you if there's space in the Grotto for you to visit.



They will give you a map and activity sheet and tell you more about the Grotto. You can ask them any questions you have about the Grotto.

You walk down 7 stairs into a small, darker, museum room. There are handrails on both sides.


At the bottom of the stairs there are some shells on the wall. You can gently touch these.




In the museum room there are lots of different objects to look at and things to read.



You can open the drawers for some history about the Grotto.
You can look through the stereoscope at some 3D pictures.




You can sit down to use the pencils and crayons to complete the activity sheet.



When you are ready, you go down 9 stairs into the Grotto. There is a handrail to your left.

It is a bit darker but there are lights.

The floor is uneven in the Grotto so walk carefully.



The first part of the Grotto
is a chalk passageway.
We call it the North
Passage.

This will take you to the
shell mosaics.

You musn't touch the
shells in the Grotto.
They are very delicate.



You walk through the arch into the Rotunda.

This is a circular passage. You can walk all the way round, and you can turn left or right as you enter.



At the other side of the Rotunda you get to the Dome.
Above you there is a skylight and you can see the sky.



You now walk down the
Serpentine Passage.

The shells have been put
together in a mosaic to make
different patterns.

You can look out for the
patterns. Some of the pattern
names are on your map.



At the end of the Serpentine Passageway there is a room.
This is called the Altar Room.



On one wall there is a photograph of a group of ladies.



You are at the end of the Grotto. You can look at the shells for longer and then walk back the way you came in when you have finished.

